



ELSEVIER

Thermochimica Acta 259 (1995) 41–48

thermochimica  
acta

## Aqueous solution of sodium sulfate. Determination of the dissolution enthalpy at 25, 27.5 and 45°C<sup>☆</sup>

Nathalie Hubert\*, Mohammed Bouroukba, Louis Schuffenecker

*Laboratoire de Thermodynamique Chimique et Appliquée, Ecole Nationale Supérieure des Industries Chimiques, 1, Rue Grandville, BP 451, 54001 Nancy Cédex, France*

Received 22 July 1994; accepted 16 December 1994

### Abstract

The dissolution enthalpy of sodium sulfate in water was measured until saturation at 24.4, 27.5 and 44.3°C using a C80D differential calorimeter (Setaram). The experimental data were fitted using Pitzer's ion interaction model and the value of the dissolution enthalpy per mole of salt at infinite dilution was found at each temperature, by treating  $(\Delta_{\text{diss}} H)^\infty$  as an adjustable parameter.

**Keywords:** Dissolution enthalpy; DSC; Sodium sulfate

### 1. Introduction

The phase diagram of the (H<sub>2</sub>O + Na<sub>2</sub>SO<sub>4</sub>) system exhibits the presence of two hydrates: Na<sub>2</sub>SO<sub>4</sub>·7H<sub>2</sub>O (metastable) and Na<sub>2</sub>SO<sub>4</sub>·10H<sub>2</sub>O (stable) [1]. Fig. 1 shows the part of the solubility diagram useful to our study [2, 3]. A three-phase metastable system {(Na<sub>2</sub>SO<sub>4</sub>·7H<sub>2</sub>O), anhydrous Na<sub>2</sub>SO<sub>4</sub>, saturated solution} is characterised by a temperature  $t_A = 24.4^\circ\text{C}$  and a maximum solubility  $m_A = 3.64$  mol of Na<sub>2</sub>SO<sub>4</sub> per kg of water (point A). A three-phase stable system {(Na<sub>2</sub>SO<sub>4</sub>·10H<sub>2</sub>O), anhydrous Na<sub>2</sub>SO<sub>4</sub>, saturated solution} is characterised by a temperature  $t_B = 32.38^\circ\text{C}$  and a maximum solubility  $m_B = 3.49$  mol of Na<sub>2</sub>SO<sub>4</sub> per kilograms of water (point B). The line AB represents a metastable equilibrium between the anhydrous sulfate and the saturated solution. The shaded area A'ABB' represents a one-phase metastable solution.

<sup>☆</sup> Presented at the 13th International Symposium on Chemical Thermodynamics, Clermont-Ferrand, France, 17–22 July 1994.

\* Corresponding author.

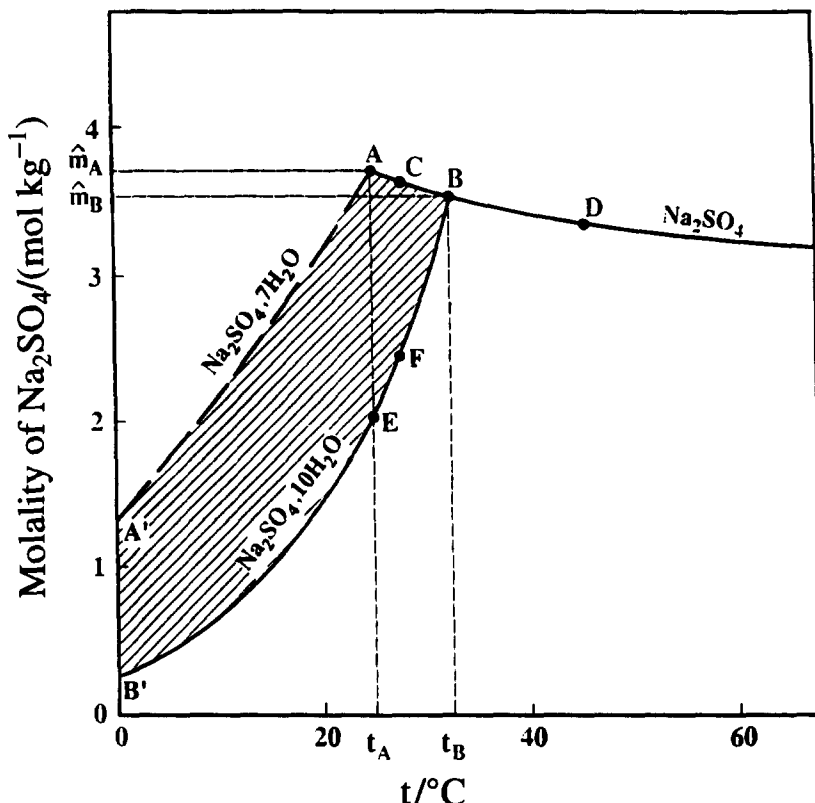


Fig. 1. Solubility diagram of  $(\text{H}_2\text{O} + \text{Na}_2\text{SO}_4)$ : molality  $\hat{m}(\text{Na}_2\text{SO}_4)$  against temperature  $t$ , where  $t/^\circ\text{C} = T/\text{K} - 273.15$ .

We have carried out three series of measurements corresponding to the temperatures:  $t_A = 24.4^\circ\text{C}$ ,  $t_C = 27.5^\circ\text{C}$  and  $t_D = 44.3^\circ\text{C}$ . Two multiphase equilibria states may be expected at each temperature  $t_A$  and  $t_C$ : stable equilibria represented by points E and F; and metastable equilibria represented by points A and C. At  $t_D$  the equilibrium is stable and is represented by point D.

## 2. Experiments

We measured the dissolution enthalpy of sodium sulfate in water at 24.4, 27.5 and  $44.3^\circ\text{C}$  using a C80 differential calorimeter (Setaram). A mass  $m_1$  of sodium sulfate and a mass  $m_0$  of twice distilled water were introduced in the mixing cell. A mass  $(m_1 + m_0)$  of water was introduced in the reference cell. The working temperature was fixed and then, when thermal equilibrium was reached, mixing was achieved using the inverting mechanism, which is driven by an electric motor.

The calorimeter was calibrated by measuring the heat of fusion of indium and by measuring the heat of dissolution of NaCl at 25°C. The precision of the results is about 2%. The lower value of the salt molality (0.28) was defined by the calorimeter sensitivity. Reagent grade Na<sub>2</sub>SO<sub>4</sub> (Aldrich) was dried at 110°C.

### 3. Results

The initial system consists of  $n_1$  moles of pure solid sodium sulfate and  $n_w$  moles of water and the measured enthalpy variation is  $\Delta H_{\text{exp}}$ . This system may be scaled and described by the following equivalent systems. The first consists of 1 mol of sodium sulfate and  $n'_w = n_w/n_1$  mol of water. The enthalpy variation is then  $\Delta H = \Delta H_{\text{exp}}/n_1$ . The second system consists of 1 kg of water and  $n_1/k$  mol of sodium sulfate where  $k$  is the number of kilograms of water of the initial system ( $k = n_w M_w$ ). The enthalpy variation is then  $\Delta \hat{H} = \Delta H_{\text{exp}}/k$ .

The experimental results are reported in Tables 1–3 and the variations of  $\Delta \hat{H}$  versus  $n_1/k$  are represented in Figs. 2–4. We observe that the three plots have the same shape, an initial decrease of enthalpy followed by a plateau level. The presence of a plateau indicates, on the one hand, that the solubility of sodium sulfate does not increase above

Table 1

The dissolution enthalpy of Na<sub>2</sub>SO<sub>4</sub> in water at 24.4°C:  $n_1/k = n_1/(n_w M_w)$ ,  $M_w = 0.0180153 \text{ kg mol}^{-1}$  and  $\Delta \hat{H} = \Delta H_{\text{exp}}/k = \Delta H_{\text{exp}}/(n_w M_w)$

$n_w/\text{mol}$	$n_1 \times 10^3/\text{mol}$	$n_1/k/(\text{mol kg}^{-1})$	$\Delta H_{\text{exp}}/\text{J}$	$\Delta H_{\text{exp}}/n_1/J(\text{mol Na}_2\text{SO}_4)^{-1}$	$\Delta \hat{H}/J(\text{kg H}_2\text{O})^{-1}$
0.2942	1.4952	0.2821	-3.05	-2038	-575
0.2942	2.2583	0.4261	-6.49	-2873	-1224
0.2776	2.8609	0.5721	-10.44	-3650	-2088
0.1110	1.7437	0.8716	-8.56	-4910	-4281
0.0942	1.7324	1.0211	-9.51	-5490	-5607
0.1388	2.9545	1.1816	-17.71	-5994	-7083
0.0555	1.4980	1.4983	-10.70	-7143	-10702
0.0531	1.5156	1.5840	-11.09	-7317	-11590
0.1110	3.5895	1.7942	-28.47	-7931	-14230
0.0419	1.5564	2.0629	-13.29	-8538	-17614
0.0416	1.6247	2.1654	-13.76	-8470	-18343
0.0833	3.7817	2.5206	-35.19	-9306	-23455
0.0416	2.1661	2.8877	-21.29	-9829	-28383
0.0555	3.2628	3.2625	-33.09	-10141	-33087
0.0559	3.3093	3.2863	-32.57	-9842	-32343
0.0603	3.8471	3.5431	-37.16	-9659	-34223
0.0615	4.0935	3.6915	-41.06	-10030	-37028
0.0555	4.0590	4.0606	-36.78	-9061	-36794
0.0559	4.4934	4.4573	-36.19	-8054	-35899
0.0416	3.6880	4.9167	-27.95	-7578	-37261
0.0352	3.5247	5.5516	-22.80	-6468	-35911

Table 2

The dissolution enthalpy of  $\text{Na}_2\text{SO}_4$  in water at 27.5°C:  $n_1/k = n_1/(n_w M_w)$ ,  $M_w = 0.0180153 \text{ kg mol}^{-1}$  and  $\Delta\hat{H} = \Delta H_{\text{exp}}/k = \Delta H_{\text{exp}}/(n_w M_w)$

$n_w/\text{mol}$	$n_1 \times 10^3/\text{mol}$	$n_1/k/(\text{mol kg}^{-1})$	$\Delta H_{\text{exp}}/\text{J}$	$\Delta H_{\text{exp}}/n_1/$ $\text{J}(\text{mol Na}_2\text{SO}_4)^{-1}$	$\Delta\hat{H}/$ $\text{J}(\text{kg H}_2\text{O})^{-1}$
0.2793	2.8686	0.5695	-11.46	-3995	-2276
0.0948	1.7754	1.0396	-10.28	-5789	-6018
0.0531	1.5121	1.5790	-11.29	-7466	-11788
0.0420	1.5543	2.0530	-13.22	-8503	-17457
0.0848	3.7795	2.4742	-34.58	-9150	-22638
0.0562	3.0995	3.0588	-30.35	-9792	-29956
0.0559	4.0421	4.0100	-36.29	-8958	-35925
0.0352	3.5226	5.5508	-22.94	-6511	-36143

Table 3

The dissolution enthalpy of  $\text{Na}_2\text{SO}_4$  in water at 44.3°C:  $n_1/k = n_1/(n_w M_w)$ ,  $M_w = 0.0180153 \text{ kg mol}^{-1}$  and  $\Delta\hat{H} = \Delta H_{\text{exp}}/k = \Delta H_{\text{exp}}/(n_w M_w)$

$n_w/\text{mol}$	$n_1 \times 10^3/\text{mol}$	$n_1/k/(\text{mol kg}^{-1})$	$\Delta H_{\text{exp}}/\text{J}$	$\Delta H_{\text{exp}}/n_1/$ $\text{J}(\text{mol Na}_2\text{SO}_4)^{-1}$	$\Delta\hat{H}/$ $\text{J}(\text{kg H}_2\text{O})^{-1}$
0.2942	2.2576	0.4260	-13.16	-5828	-2483
0.2776	2.8602	0.5720	-17.13	-5989	-3426
0.1110	1.7402	0.8699	-11.47	-6591	-5734
0.0832	1.7719	1.1813	-12.48	-7043	-8320
0.0555	1.5008	1.5011	-11.20	-7463	-11202
0.0555	1.8324	1.8331	-14.37	-7842	-14376
0.0416	1.6254	2.1657	-13.44	-8269	-17908
0.0416	1.6810	2.2398	-13.81	-8215	-18401
0.0416	1.8922	2.5233	-16.01	-8461	-21349
0.0416	2.1647	2.8866	-18.69	-8634	-24923
0.0558	3.3579	3.3422	-26.44	-7874	-26316
0.0555	4.0815	4.0795	-27.53	-6745	-25517
0.0563	4.5039	4.4421	-28.14	-6248	-27754
0.0432	3.8288	4.9194	-21.94	-5730	-28189

a certain  $n_1/k$  value, and on other hand, that the solid which is in equilibrium with the saturated solution is  $\text{Na}_2\text{SO}_4$ .

Each temperature has a corresponding solubility limit, characterised by a molality  $(\hat{m}_1)_{\text{sat}}$ . Thus, one can distinguish two cases: when  $n_1/k \leq (\hat{m}_1)_{\text{sat}}$ , the final system corresponds to an aqueous solution where the total amount of salt has been dissolved; and when  $n_1/k > (\hat{m}_1)_{\text{sat}}$ , the final system consists of a saturated solution with at least one solid phase.

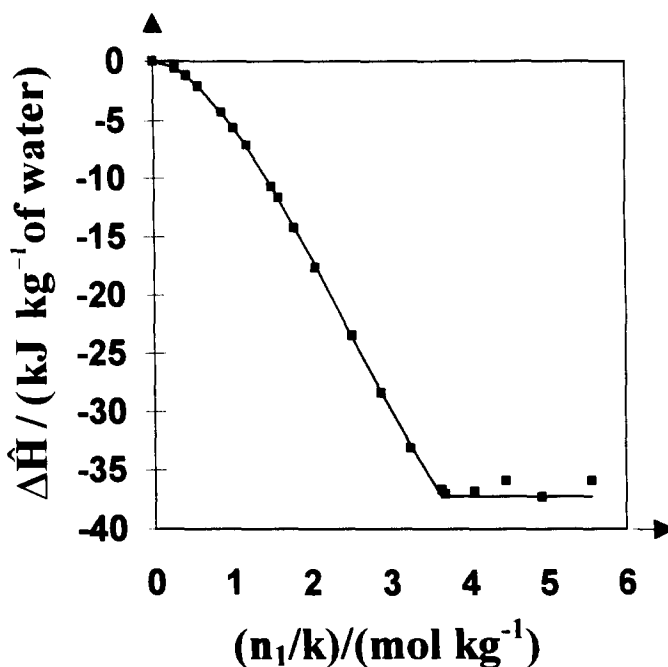


Fig. 2. Variations of  $\Delta\hat{H}$  versus  $n_1/k$  at 24.40°C: ■,  $\Delta\hat{H}$  experimental; —  $\Delta\hat{H}$  calculated. With  $n_1/k = [n_1/(n_w M_w)]$ ,  $M_w = 0.0180153\ kg\ mol^{-1}$ ,  $\Delta\hat{H} = \Delta H_{exp}/k = \Delta H_{exp}/(n_w M_w)$ .

Thus, the plots show that the solubility limits  $(\hat{m}_1)_{sat}$  obtained at 24.4 and 27.5°C are approximately  $(\hat{m}_1)_{sat} = 3.64\ mol\ of\ Na_2SO_4\ per\ kg\ of\ water$  and  $(\hat{m}_1)_{sat} = 3.57\ mol\ of\ Na_2SO_4\ per\ kg\ of\ water$ . The saturated solutions are represented by points A and C on Fig. 1.

#### 4. Discussion

The thermodynamic properties of aqueous solutions of strong electrolytes are represented using the unsymmetric convention and the molality scale. According to this convention, if the complete dissolution of  $n_1$  moles of sodium sulfate in  $n_w$  moles of water is considered, the relative enthalpy  $L$  is defined by

$$L = H(n_w, n_1) - n_w h_w^* - n_1 \bar{h}_1^\infty \quad (1)$$

where  $H(n_w, n_1)$  is the total enthalpy of the solution,  $h_w^*$  the molar enthalpy of water and  $\bar{h}_1^\infty$  the partial molar enthalpy of sodium sulphate at infinite dilution.

An apparent molar property is defined for a binary solution by the following equation

$${}^\circ Z = [Z(n_w, n_1) - Z(n_w, 0)]/n_1 \quad (2)$$

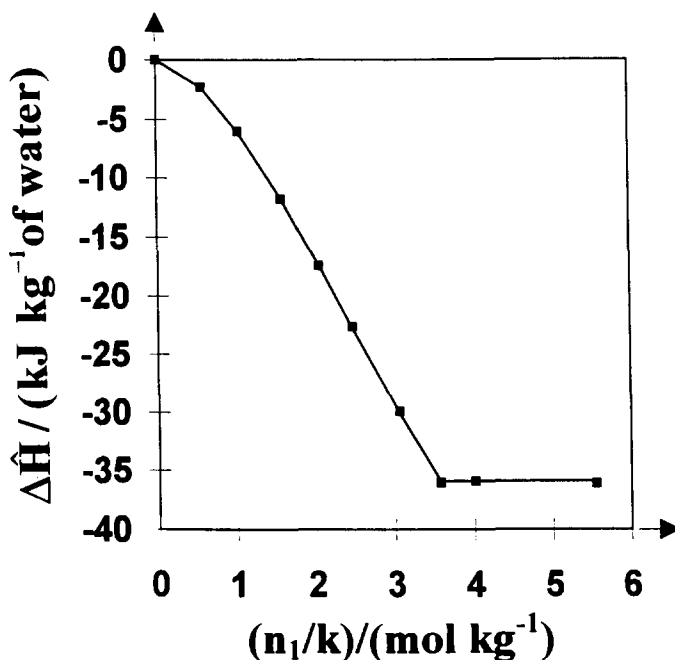


Fig. 3. Variations of  $\Delta\hat{H}$  versus  $n_1/k$  at 27.50°C: ■,  $\Delta\hat{H}$  experimental; —  $\Delta\hat{H}$  calculated. With  $n_1/k = [n_1/(n_w M_w)]$ ,  $M_w = 0.0180153\ kg\ mol^{-1}$ ,  $\Delta\hat{H} = \Delta H_{exp}/k = \Delta H_{exp}/(n_w M_w)$ .

where  $Z(n_w, n_1)$  is an extensive property. In such conditions

$${}^\circ H = [H(n_w, n_1) - n_w h_w^*]/n_1 \quad (3)$$

$${}^\circ L = L(n_w, n_1)/n_1 \quad (\text{since } L(n_w, 0) = 0) \quad (4)$$

The initial total enthalpy is

$$H_1 = n_w h_w^* + n_1 h_1^* \quad (5)$$

where  $h_w^*$  is the molar enthalpy of pure water and  $h_1^*$  the molar enthalpy of pure sodium sulfate.

The measured dissolution enthalpy  $\Delta H_{exp}$  is expressed by

$$\Delta H_{exp} = H(n_w, n_1) - n_w h_w^* - n_1 h_1^* \quad (6)$$

Hence

$$\Delta H_{exp}/n_1 = {}^\circ H - h_1^* \quad (7)$$

If we consider Eq. (2), we have also

$$L/n_1 = {}^\circ H - \bar{h}_1^\circ = {}^\circ L \quad (8)$$

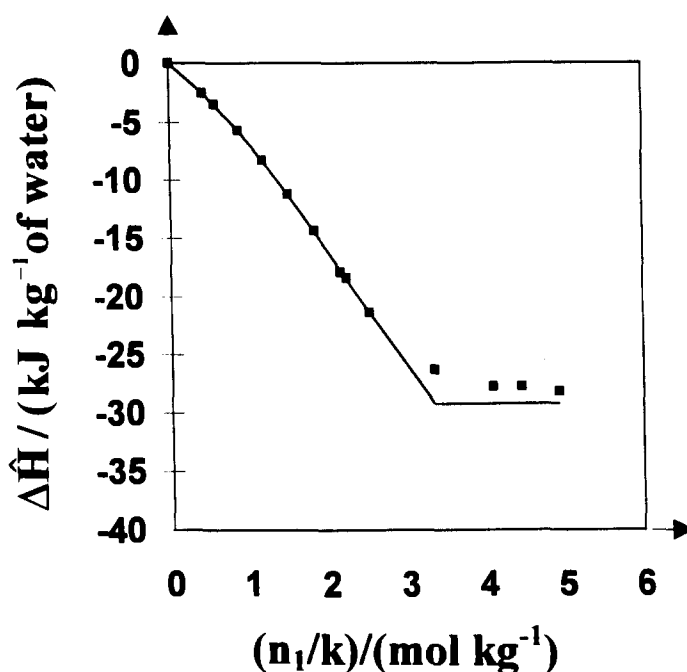


Fig. 4. Variations of  $\Delta\hat{H}$  versus  $n_1/k$  at 44.30°C: ■,  $\Delta\hat{H}$  experimental; —  $\Delta\hat{H}$  calculated. With  $n_1/k = [n_1/(n_w M_w)]$ ,  $M_w = 0.0180153\ kg\ mol^{-1}$ ,  $\Delta\hat{H} = \Delta H_{exp}/k = \Delta H_{exp}/(n_w M_w)$ .

The molar dissolution enthalpy at infinite dilution is expressed by

$$(\Delta_{diss}H)^\infty = \bar{h}_1^\infty - h_1^* \quad (9)$$

Hence

$$\Delta H_{exp}/n_1 = {}^\circ L + (\Delta_{diss}H)^\infty \quad (10)$$

and

$$\Delta\hat{H} = (n_1/n_w M_w)[{}^\circ L + (\Delta_{diss}H)^\infty] \quad (11)$$

The relatively enthalpy  $L$  can be calculated from the excess Gibbs energy of the solution

$$L = G^E - T(\partial G^E/\partial T)_{p, \hat{m}_1} \quad (12)$$

We have chosen to represent  $G^E$  with Pitzer's model [4] which also provides a representation of  ${}^\circ L$  versus composition and adjustable parameters.

For a 1–2 electrolyte

$${}^\circ L = L/n_1 = 3(A_H/2b) \ln(1 + bI^{1/2}) - 4RT^2[\hat{m}_1 B_{MX}^L + 2\hat{m}_1^2 C_{MX}^L] \quad (13)$$

with  $B_{MX}^L = B_{MX}^{(0)L} + (2B_{MX}^{(1)L}[1 - (1 + \alpha I^{1/2}) \exp(-\alpha I^{1/2})])/\alpha^2 I$ , where  $I$  is ionic strength =  $3\hat{m}_1$ ,  $b = 1.2\ kg^{1/2}\ mol^{-1/2}$  and  $\alpha = 2\ kg^{1/2}\ mol^{-1/2}$ . We have fitted experi-

Table 4

Results of the experimental data fitting with Pitzer's model considering  $(\Delta_{\text{diss}}H)^\infty$  as an adjustable parameter

$T/\text{K}$	$B^{(0)\text{L}} \times 10^2$	$B^{(1)\text{L}} \times 10^1$	$C^{\text{L}} \times 10^3$	$(\Delta_{\text{diss}}H)^\infty/\text{kJ mol}^{-1}$	$(\Delta_{\text{diss}}\hat{H})_{\text{sat}}/\text{kJ (kg H}_2\text{O)}^{-1}$
297.55	0.1953	0.1167	-0.1212	-0.987	-36.580
300.35	0.1918	0.1024	-0.1252	-2.060	-36.034
317.45	0.1228	0.0716	-0.0773	-7.235	-26.944

mental data considering  $(\Delta_{\text{diss}}H)^\infty$  as an adjustable parameter. The results are reported in Table 4. The calculated values of  $\Delta\hat{H}$  are represented in Figs. 2–4. The results of the fitting show that  $(\Delta_{\text{diss}}H)^\infty$  is well represented by

$$(\Delta_{\text{diss}}H)^\infty/(\text{J mol}^{-1}) = 9139 - 312.5(T/\text{K}) \quad (14)$$

From Eq. (9) we obtain

$$(\partial(\Delta_{\text{diss}}H)^\infty/\partial T) = (\partial\bar{h}_1^\infty/\partial T)_P - (\partial h_1^*/\partial T)_P \quad (15)$$

The molar heat capacities are defined by  $Cp_1^\ominus = (\partial\bar{h}_1^\infty/\partial T)_P$  and  $Cp_1^* = (\partial h_1^*/\partial T)_P$ , where  $Cp_1^\ominus$  is the standard molar heat capacity of  $\text{Na}_2\text{SO}_4$  in the solution and  $Cp_1^*$  is the standard molar heat capacity of  $\text{Na}_2\text{SO}_4$  (pure solid). The NBS values [5] of these heat capacities are (at  $T = 298.15 \text{ K}$ )  $Cp_1^\ominus = -201 \text{ J K}^{-1} \text{ mol}^{-1}$  and  $Cp_1^* = 128 \text{ J K}^{-1} \text{ mol}^{-1}$ . Then

$$(Cp_1^\ominus - Cp_1^*)_{\text{NBS}} = -329 \text{ J K}^{-1} \text{ mol}^{-1}$$

The experimental value is obtained from Eq. (14)

$$(Cp_1^\ominus - Cp_1^*)_{\text{EXP}} = -312 \text{ J K}^{-1} \text{ mol}^{-1}$$

Our value is in very good agreement with the NBS value.

## References

- [1] A. Chrétien, R. Kohl Muller, P. Pascal and A.-P. Rollet, *Nouveau Traité de Chimie Minérale*, Vol. II, Masson et C<sup>IE</sup>, Paris, 1966, p. 501.
- [2] Gmelin, *Gmelins Handbuch der Anorganischen Chemie*, System - Nummer 20: Lithum Natrium, Vol. 20–21, Verlag Chemie G.m.b.H., Berlin, 1927, p. 552.
- [3] Gmelin, *Gmelins Handbuch der anorganischen chemie*, Natrium, Vol. 21, Verlag Chemie G.m.b.H., Weinheim/Bergstr, 1966, p. 1106.
- [4] K.S. Pitzer, *Activity Coefficients in Electrolyte Solutions*, 2nd edn. CRC Press Inc., Boca Raton, FL, 1979, p. 75.
- [5] The NBS tables of chemical thermodynamic properties. Selected values for inorganic and C1 and C2 organic substances in S.I. units, *J. Phys. Ref. Data*, 11 (1982) Supp. 2, Table 99, p. 306–307.